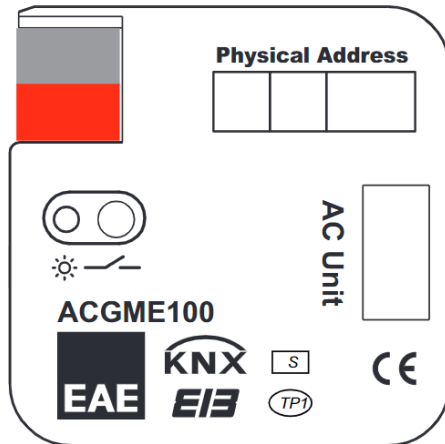


General Features

Mitsubishi Climate Controller allows your Mitsubishi AC indoor units to integrate with other KNX devices. Thanks to its energy saver function, it allows you to reduce energy consumption. Device has following functions below;

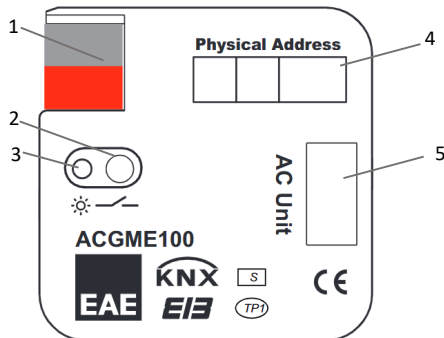


1. Customizable AC functions for optimum control
2. Operating Hours & Alarm
3. Remote Lock Functionality
4. Bus Return AC behaviors
5. Scene Function
6. Energy Saver functions (Window/Door Sensor and Auto OFF Timer)
7. Logic Function

Technical Data

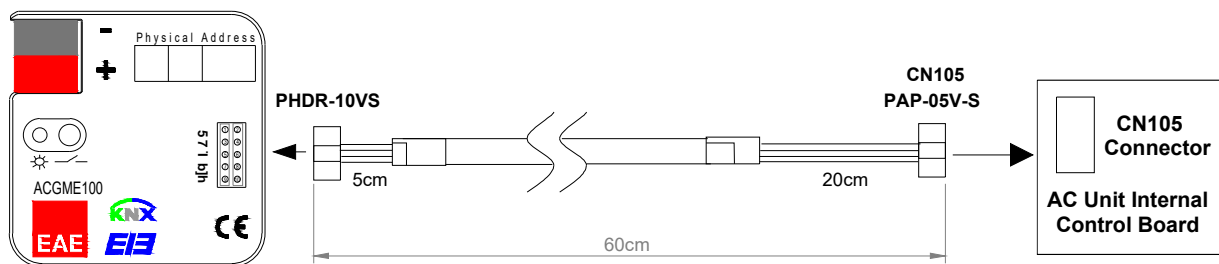
Safety Rating	IP20	EN 60 529
Safety Class	II	EN 61 140
Power supply	Voltage	22V... 30V DC, via the KNX bus
	Current draw from bus voltage	≤10mA
AC Com Port	Cable length	≤3 m
Operating elements	LED (red) and button	For physical address
Temperature range	Ambient	-5° C + 45° C
	Storage	-25° C + 55° C
Humidity	Maximum	90% non-condense
Dimensions	42,5 x 42,5 x 12,8 mm	
Weight	0.06 kg	
Box	Plastic, polycarbonate, colour grey	
CE	In accordance with the EMC guideline and low voltage directives.	

Functional Elements



1. KNX Connector
2. Address Prg. Button
3. Address Prg. LED
4. Physical Address Label
5. AC Com Connector

Connection Scheme



NOTE: Extending or shortening the connecting cable supplied with the device may cause it to malfunction. Keep the connection cable as far away from power cables and ground wire as possible.

Connection Terminal Specifications

CONCEPT	DESCRIPTION
Cable Length	60 cm approx.
Number and section of wires	4 x 28 AWG (0.08 mm ²)
Connector pitch	2mm
Operation Voltage	5...12 VDC
Connection in Mitsubishi Electric Equipment	CN105 connector (in some boards,it can be CN92)
Connection in ACGME100 Equipment	PHDR-10VS connector (on the ACGME100 Gateway)

Technical Drawings

