

General Features

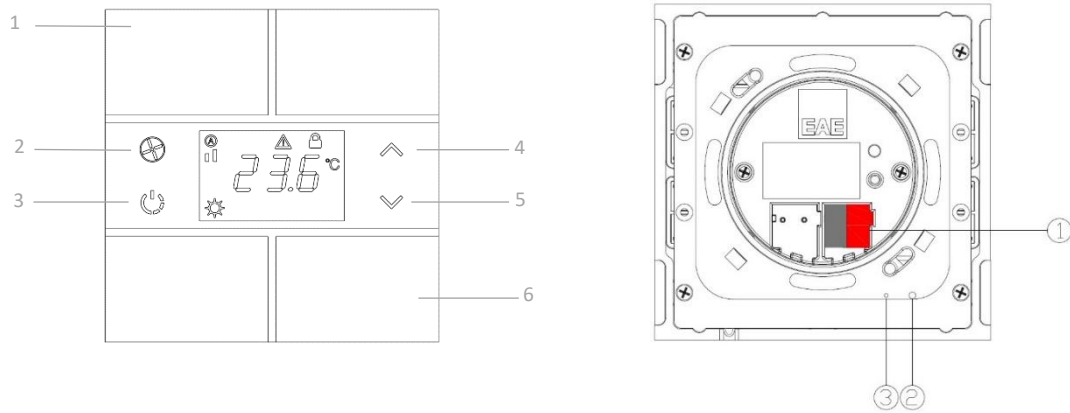


- Can be configured with ETS5/ETS6
 - Metal Touch Button Design
 - Temperature Adjustment on Digital LCD
 - Integrated Temperature Sensor (°C/ °F)
 - Integrated Humidity Sensor
 - Cleaning Mode function
 - Logical function
 - Fan Speed Adjustment (1, 2, 3, Auto)
 - Different Operation Modes (Comfort, Night, Away, OFF)
 - Fully Automatic Function Mode (hot-cold transition)
 - Control Flexibility for all HVAC units including VRF-VRV and AC
 - PI rational, PI on-off (PWM), On/Off, Fan coil, Split unit controls
 - Easy mount into 60x60 mm standard switch junction boxes
- Switching
 - Dimming
 - Shutter/Blind Control
 - Value transfer
 - Scene Control
 - Status LEDs

Technical Data

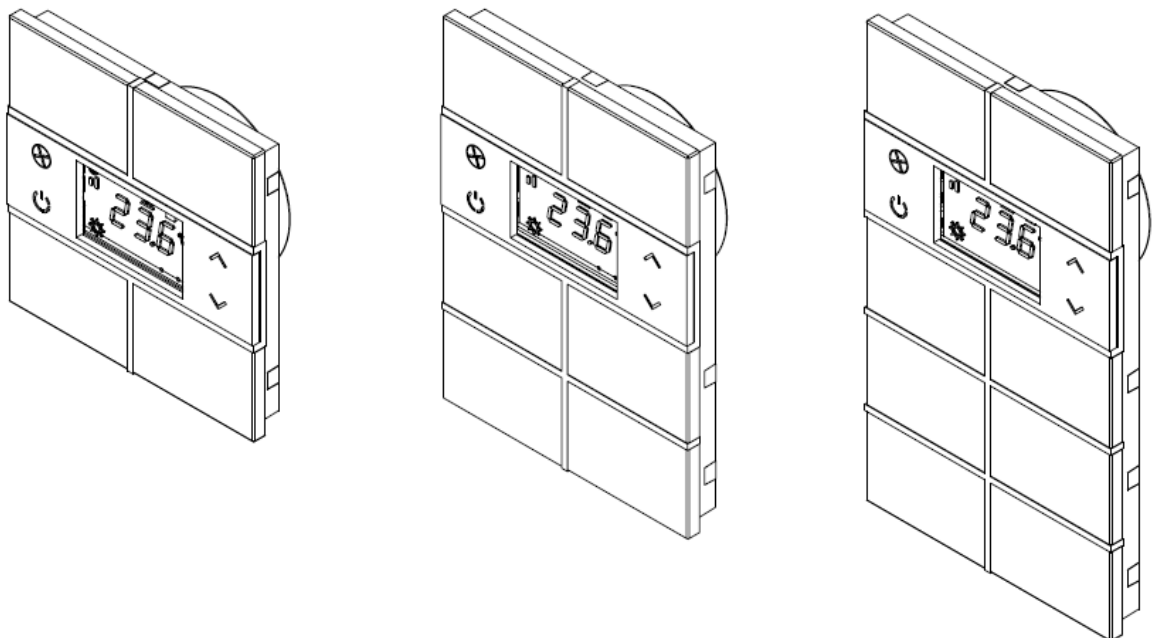
| | | | |
|-----------------------|--|----------------------|---------------------------------------|
| Safety Rating | IP20 | | EN 60 529 |
| Safety Class | II | | EN 61 140 |
| Power Supply | Voltage | | 21V... 30V DC, via the KNX bus |
| | Current drawn from bus | | <10mA |
| Connections | KNX | | Bus Connection |
| Operating Elements | LED (red) | | Physical Address Programming |
| | LED (white) | | Navigation LED and Button Status LEDs |
| Operating Temperature | Ambient | | -5° C + 45° C |
| | Storage | | -25° C + 55° C |
| Temperature Sensor | Measurement Accuracy | | ±0,3 °C |
| Humidity | Max. Air humidity condensation | | 95 % no moisture |
| Dimensions | Front Side (for 1 or 2 fold) | | 85 x 85 mm |
| | Side- Surface mounted part | | 11 mm |
| | Side- Flush mounted part | | 20 mm |
| | Front Side (for 3 fold) | | 85 x 114 mm |
| | Side- Surface mounted part | | 11 mm |
| | Side- Flush mounted part | | 18,50 mm |
| | Front Side (for 4 fold) | | 85 x 143 mm |
| | Side- Surface mounted part | | 11 mm |
| | Side- Flush mounted part | | 18,50 mm |
| Box Material | Glass and Metal – Surface | | |
| | Polycarbonate – Flush mounted part | | |
| Color | Anthracite, Bronze, Dull Gold, Natural | | |
| CE | In accordance with the EMC guideline and low voltage | | |
| Application Program | Comm. Objects | Max. Group Addresses | Max. Matching |
| | 76 | 254 | 255 |

Functional Elements and Connections

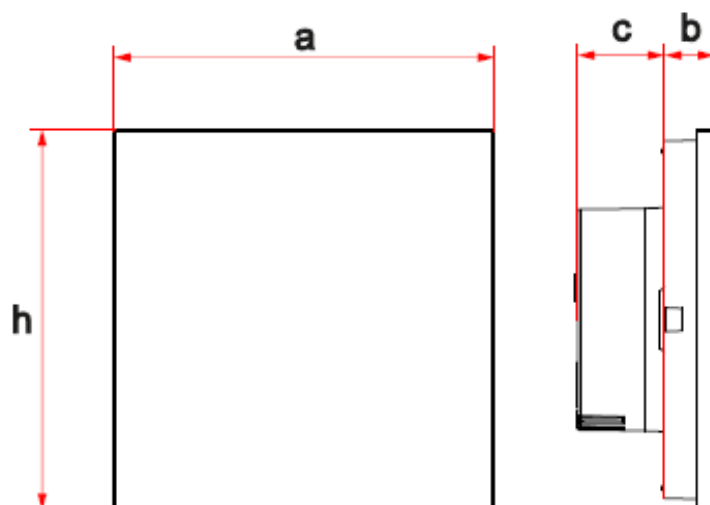


- 1. Programmable Touch Button Group 1
- 2. Fan Speed (1, 2, 3, A)
- 3. Operation Mode (Comfort, Night, Away, OFF)
- 4. Setpoint Temperature UP
- 5. Setpoint Temperature DOWN
- 6. Programmable Touch Button Group 2

- 1. KNX Port Terminal
- 2. Programming Button
- 3. Programming LED



Technical Drawings



| Products | | | Dimensions (mm) | | | |
|--------------------------|----------------------------|-------------------|------------------------|-----------------|-----------------|-----------------|
| | | | <u>a</u> | <u>b</u> | <u>c</u> | <u>h</u> |
| Rosa Metal Series | Rosa Crystal Series | 1 Fold Thermostat | 85,00 | 11,00 | 20,00 | 85,00 |
| | | 2 Fold Thermostat | 85,00 | 11,00 | 20,00 | 85,00 |
| | | 3 Fold Thermostat | 85,00 | 13,50 | 18,50 | 114,00 |
| | | 4 Fold Thermostat | 85,00 | 13,50 | 18,50 | 143,00 |