


General Features




- Can be configured with ETS5 or higher
- Touch switches with metal or glass materials
- Independent button configuration for each fold
- Different color options
- Cleaning Mode function
- Logical function
- Easy mount into 60x60 mm standard switch junction boxes
- Integrated temperature sensor (° C)
- Integrated humidity sensor (Optional)
- Dependent or independent programmable buttons
 - Switching
 - Dimming
 - Shutter/Blind
 - Feedback LEDs
 - Value
 - Short, Long, Double and Triple press
 - Scene control
 - Navigation LEDs
 - 2 independent Logic Blocks

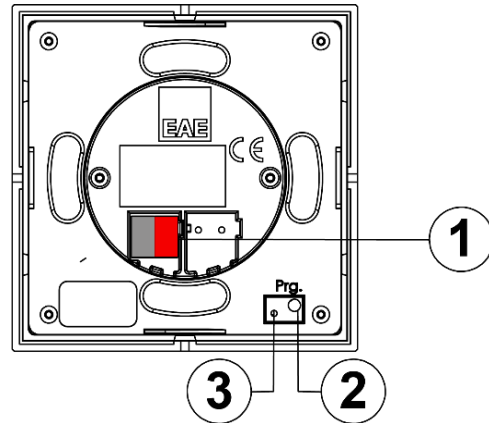
Technical Data

Safety Rating	IP20	EN 60 529
Safety Class	II	EN 61 140
Power Supply	Voltage	21V... 30V DC, via the KNX bus
	Current drawn from bus	≤10mA
Connections	KNX	Bus Connection
Operating Elements	LED (red)	Physical Address Programming
	LED (white)	Navigation LED and Button Status LEDs
Operating Temperature	Ambient	-5° C + 45° C
	Storage	-25° C + 55° C
Operating Humidity	Max.	95 % no moisture
Temperature Sensor	Measurement accuracy	± 0,4 °C
Humidity Sensor	Measurement accuracy	± 5 %
Dimensions	Front Side	85 x 85 mm
	Side- Surface mounted	11 mm
	Side- Flush mounted	19.4 mm
Box Material	Metal – Surface	
	Polycarbonate – Flush mounted part	
Color	Anthracite, Bronze, Dull Gold, Natural	
CE	In accordance with the EMC guideline and low voltage directives	

Functional Elements and Connections



1. Touch Button groups



1. KNX Port Terminal
2. Programming Button
3. Programming LED

Technical Drawings

